
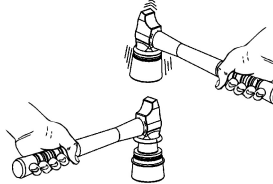
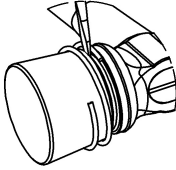



H-084 Replacement rubber cap

This H-084 rubber cap features a retaining ring which firmly holds the rubber cap in place, but allows the installation without the need of special tools.

<p>Apply a light coat of liquid soap or rubbing alcohol on the internal ridge of the rubber cap and the iron head.</p>	
<p>Install the rubber cap on a hard and stable surface. While keeping the mallet over the rubber cap, firmly strike it using another mallet to set the rubber cap into the iron head. Insure that the rubber cap is fully inserted.</p>	
<p>Insert a flat screwdriver near the inner end of the ring as shown.</p>	
<p> CAUTION - Be very careful when prying the ring with the screwdriver. Do not apply force toward you or your hand.</p>	
<p>Carefully move the ring to push and slide it into the groove, using the screwdriver as a pry bar.</p>	